

DESIGN

LITTLE ONE[©]



PATTERN AND INSTRUCTIONS ONLY
Finished size is approximately 43" x 49"

MATERIALS NEEDED

Hobby Lobby's I Love This Yarn:

- 3 - sungold
- 1 - taupe
- 1 - linen
- 2 - ivory

black (for eyes and nose only)

Size K (6.50 mm) crochet hook
Scissors

EASY TO STITCH

Only three types of stitches are used to complete this pattern. The chain stitch, the single crochet stitch and the popcorn stitch.

DESIGN

LITTLE ONE[©]MATERIALS
NEEDED:

Hobby Lobby's I Love This
Yarn:

- 3 - sungold
- 1 - taupe
- 1 - linen
- 2 - ivory

black (for eyes and
nose only)

Size K crochet hook
Scissors

Yardage: 1,827 total
sungold - 734
taupe - 302
linen - 239
ivory - 549
black - 3

BEFORE YOU BEGIN

This blanket uses a number of different design pieces. Crochet each piece and then lay out the pieces as shown at the end of these instructions.

The Popcorn Stitch (PS) is made by placing 4 single crochets into the same stitch. Remove your crochet hook from the fourth stitch leaving a loop. Place the hook in the first of the four single crochets by inserting the hook from the back to the front, grab loop from fourth single crochet and pull through. The popcorn should be on the back side of the piece you are stitching. If the popcorn is joined so it faces you, the words will be backwards.

After Row 1 the chain stitch at the end of each row is used only to advance to the next row. Each Row begins in the 3rd stitch from your hook -- chain stitch is #1, last single crochet in previous row is #2 and becomes the turning stitch and is skipped, the next single crochet stitch is where the first stitch for the new Row is placed. You can view a YouTube video tutorial at:

<https://www.youtube.com/watch?v=aRvTts6r9JI>

A second YouTube video showing how to change yarn color is available at:
<https://youtu.be/K1lMd1zvd1o>

A chart of the design is also included. Use the written instructions for starting each piece so your stitch count is correct. If you feel the stitch count is wrong in the written instructions, count the stitches using the chart.

ENJOY!

ABBREVIATIONS:

CC = change yarn color

CH = chain stitch

SC = single crochet
stitch

SK = skip stitch

PS = popcorn stitch

st(s) = stitch(es)

X = the number of
times the stitch should
be repeated (ex: SC X5
= single crochet in the
next 5 stitches)

() repeat between

deer - make 2 linen

Row 1: Using linen, chain (CH) 45, single crochet (SC) in 3rd chain from hook, then another SC X9, CC to sungold, SC X22, CC to linen, SC X11, CH 1 and turn for new row. You should have a total of 43 stitches.

Row 2: SK, (PS, SC) X5, CC to sungold, (PS, SC) X11, CC to linen, (PS, SC) X4, PS, SC X2, CH 1, turn. You should have a total of 21 popcorns.

Row 3: SK, SC X12, CC to sungold, SC X18, CC to linen, SC X13, CH 1, turn.

Row 4: SK, PS, SC X9, PS, SC, CC to sungold, PS, SC X15, PS, SC, CC to linen, PS, SC X9, PS, SC X2, CH 1, turn.

Row 5: SK, SC X14, CC to sungold, SC X14, CC to linen, SC X15, CH 1, turn.

Row 6: SK, PS, SC X11, PS, SC, CC to sungold, PS, SC X3, (PS, SC) X2, PS, SC X3, PS, SC, CC to linen, PS, SC X11, PS, SC X2, CH 1, turn.

Row 7: SK, SC X16, CC to sungold, SC X2, CC to ivory, SC X6, CC to sungold, SC X2, CC to linen, SC X17, CH 1, turn.

Row 8: SK, PS, SC X13, PS, SC, CC to sungold, PS, SC, CC to ivory, (PS, SC) X3, CC to sungold, PS, SC, CC to linen, PS, SC X13, PS, SC X2, CH 1, turn.

Row 9: SK, SC X14, CC to ivory, SC X14, CC to linen, SC X15, CH 1, turn.

Row 10: SK, PS, SC X11, PS, SC, CC to ivory, PS, SC, PS, SC X7, PS, SC, PS, SC, CC to linen, PS, SC X11, PS, SC X2, CH 1, turn.

Row 11: SK, SC X12, CC to ivory, SC X18, CC to linen, SC X13, CH 1, turn.

Row 12: SK, PS, SC X9, PS, SC, CC to ivory, PS, SC X15, PS, SC, CC to linen, PS, SC X9, PS, SC X2, CH 1, turn.

Row 13: SK, SC X10, CC to ivory, SC X22, CC to linen, SC X11, CH 1, turn.

Row 14: SK, PS, SC X7, PS, SC, CC to ivory, PS, SC X8, PS, SC, PS, SC X8, PS, SC, CC to linen, PS, SC X7, PS, SC X2, CH 1, turn.

Row 15: SK, SC X8, CC to ivory, SC X12, CC to black, SC X2, CC to ivory, SC X12, CC to linen, SC X9, CH 1, turn.

Row 16: SK, PS, SC X5, PS, SC, CC to ivory, PS, SC X9, PS, SC, CC to black, PS, SC, CC to ivory, PS, SC X9, PS, SC, CC to linen, PS, SC X5, PS, SC X2, CH 1, turn.

Row 17: SK, SC X6, CC to ivory, SC X13, CC to black, SC X4, CC to ivory, SC X13, CC to linen, SC X7, CH 1, turn.

Row 18: SK, PS, SC X3, PS, SC, CC to ivory, PS, SC X10, PS, SC, CC to black, (PS, SC) X2, CC to ivory, PS, SC X10, PS, SC, CC to linen, PS, SC X3, PS, SC X2, CH 1, turn.

Row 19: SK, SC X6, CC to ivory, SC X14, CC to sungold, SC X2, CC to ivory, SC X14, CC to linen, SC X7, CH 1, turn.

Row 20: SK, PS, SC X3, PS, SC, CC to ivory, PS, SC X11, PS, SC, CC to sungold, PS, SC, CC to ivory, PS, SC X11, PS, SC, CC to linen, PS, SC X3, PS, SC X2, CH 1, turn.

Row 21: SK, SC X6, CC to sungold, SC X2, CC to ivory, SC X11, CC to sungold, SC X4, CC to ivory, SC X11, CC to sungold, SC X2, CC to linen, SC X7, CH 1, turn.

Row 22: SK, PS, SC X3, PS, SC, CC to sungold, PS, SC, CC to ivory, PS, SC X4, CC to black, PS, CC to ivory, SC X3, PS, SC, CC to sungold, (PS, SC) X2, CC to ivory, PS, SC X3, CC to black, PS, CC to ivory, SC X4, PS, SC, CC to sungold, PS, SC, CC to linen, PS, SC X3, PS, SC X2, CH 1, turn.

Row 23: SK, SC X6, CC to sungold, SC X4, CC to ivory, SC X8, CC to sungold, SC X6, CC to ivory, SC X8, CC to sungold, SC X4, CC to linen, SC X7, CH 1, turn.

Row 24: SK, PS, SC X3, PS, SC, CC to sungold, (PS, SC) X2, CC to ivory, PS, SC X5, PS, SC, CC to sungold, PS, SC X3, PS, SC, CC to ivory, PS, SC X5, PS, SC, CC to sungold, (PS, SC) X2, CC to linen, PS, SC X3, PS, SC X2, CH 1, turn.

Row 25: SK, SC X6, CC to sungold, SC X5, CC to ivory, SC X6, CC to sungold, SC X8, CC to ivory, SC X6, CC to sungold, SC X5, CC to linen, SC X7, CH 1, turn.

Row 26: SK, PS, SC X3, PS, SC, CC to sungold, PS, SC X2, PS, SC, CC to ivory, PS, SC X3, PS, SC, CC to sungold, PS, SC X5, PS, SC, CC to ivory, PS, SC X3, PS, SC, CC to sungold, PS, SC X2, PS, SC, CC to linen, PS, SC X3, PS, SC X2, CH 1, turn.

Row 27: SK, SC X6, CC to sungold, SC X6, CC to ivory, SC X4, CC to sungold, SC X10, CC to ivory, SC X4, CC to sungold, SC X6, CC to linen, SC X7, CH 1, turn.

Row 28: SK, PS, SC X3, PS, SC, CC to sungold, PS, SC X3, PS, SC, CC to ivory, (PS, SC) X2, CC to sungold, PS, SC X7, PS, SC, CC to ivory, (PS, SC) X2, CC to sungold, PS, SC X3, PS, SC, CC to linen, PS, SC X3, PS, SC X2, CH 1, turn.

Row 29: SK, SC X6, CC to sungold, SC X30, CC to linen, SC X7, CH 1, turn.

Row 30: SK, PS, SC X3, PS, SC, CC to sungold, PS, SC X4, (PS, SC) X2, PS, SC X9, (PS, SC) X2, PS, SC X4, PS, SC, CC to linen, PS, SC X3, PS, SC X2, CH 1, turn.

Row 31: SK, SC X8, CC to sungold, SC X26, CC to linen, SC X9, CH 1, turn.

Row 32: SK, PS, SC X5, PS, SC, CC to sungold, PS, SC X23, PS, SC, CC to linen, PS, SC X5, PS, SC X2, CH 1, turn.

Row 33: SK, SC X10, CC to sungold, SC X22, CC to linen, SC X11, CH 1, turn.

Row 34: SK, PS, SC X7, PS, SC, CC to sungold, PS, SC X19, PS, SC, CC to linen, PS, SC X7, PS, SC X2, CH 1, turn.

Row 35: SK, SC X8, CC to sungold, SC X26, CC to linen, SC X9, CH 1, turn.

Row 36: SK, PS, SC X5, PS, SC, CC to sungold, (PS, SC) X2, PS, SC X15, (PS, SC) X3, CC to linen, PS, SC X5, PS, SC X2, CH 1, turn.

Row 37: SK, SC X6, CC to sungold, SC X4, CC to ivory, SC X4, CC to sungold, SC X14, CC to ivory, SC X4, CC to sungold, SC X4, CC to linen, SC X7, CH 1, turn.

- Row 38:** SK, PS, SC X3, PS, SC, CC to sungold, (PS, SC) X2, CC to ivory, (PS, SC) X2, CC to sungold, PS, SC X11, PS, SC, CC to ivory, (PS, SC) X2, CC to sungold, (PS, SC) X2, CC to linen, PS, SC X3, PS, SC X2, CH 1, turn.
- Row 39:** SK, SC X4, CC to sungold, SC X4, CC to ivory, SC X4, CC to sungold, SC X18, CC to ivory, SC X4, CC to sungold, SC X4, CC to linen, SC X5, CH 1, turn.
- Row 40:** SK, PS, SC, PS, SC, CC to sungold, (PS, SC) X2, CC to ivory, (PS, SC) X2, CC to sungold, (PS, SC) X9, CC to ivory, (PS, SC) X2, CC to sungold, (PS, SC) X2, CC to linen, PS, SC, PS, SC X2, CH 1, turn.
- Row 41:** SK, SC X4, CC to sungold, SC X2, CC to ivory, SC X6, CC to sungold, SC X2, CC to linen, SC X4, CC to taupe, SC X2, CC to linen, SC X2, CC to taupe, SC X2, CC to linen, SC X4, CC to sungold, SC X2, CC to ivory, SC X6, CC to sungold, SC X2, CC to linen, SC X5, CH 1, turn.
- Row 42:** SK, PS, SC, PS, SC, CC to sungold, PS, SC, CC to ivory, PS, SC X3, PS, SC, CC to sungold, PS, SC, CC to linen, (PS, SC) X2, CC to taupe, PS, SC, CC to linen, PS, SC, CC to taupe, PS, SC, CC to linen, (PS, SC) X2, CC to sungold, PS, SC, CC to ivory, PS, SC X3, PS, SC, CC to sungold, PS, SC, CC to linen, PS, SC, PS, SC X2, CH 1, turn.
- Row 43:** SK, SC X4, CC to sungold, SC X2, CC to ivory, SC X4, CC to sungold, SC X4, CC to linen, SC X2, CC to taupe, SC X4, CC to linen, SC X2, CC to taupe, SC X4, CC to linen, SC X2, CC to sungold, SC X2, CC to ivory, SC X6, CC to sungold, SC X2, CC to linen, SC X5, CH 1, turn.
- Row 44:** SK, PS, SC, PS, SC, CC to sungold, PS, SC, CC to ivory, PS, SC X3, PS, SC, CC to sungold, PS, SC, CC to linen, PS, SC, CC to taupe, (PS, SC) X2, CC to linen, PS, SC, CC to taupe, (PS, SC) X2, CC to linen, PS, SC, CC to sungold, (PS, SC) X2, CC to ivory, (PS, SC) X2, CC to sungold, PS, SC, CC to linen, PS, SC, PS, SC X2, CH 1, turn.
- Row 45:** SK, SC X4, CC to sungold, SC X4, CC to ivory, SC X2, CC to sungold, SC X2, CC to linen, SC X4, CC to taupe, SC X2, CC to linen, SC X6, CC to taupe, SC X2, CC to linen, SC X4, CC to sungold, SC X2, CC to ivory, SC X2, CC to sungold, SC X4, CC to linen, SC X5, CH 1, turn.
- Row 46:** SK, PS, SC, PS, SC, CC to sungold, (PS, SC) X2, CC to ivory, PS, SC, CC to sungold, PS, SC, CC to linen, (PS, SC) X2, CC to taupe, PS, SC, CC to linen, PS, SC X3, PS, SC, CC to taupe, PS, SC, CC to linen, (PS, SC) X2, CC to sungold, PS, SC, CC to ivory, PS, SC, CC to sungold, (PS, SC) X2, CC to linen, PS, SC, PS, SC X2, CH 1, turn.
- Row 47:** SK, SC X6, CC to sungold, SC X6, CC to linen, SC X2, CC to taupe, SC X4, CC to linen, SC X6, CC to taupe, SC X4, CC to linen, SC X2, CC to sungold, SC X6, CC to linen, SC X7, CH 1, turn.
- Row 48:** SK, PS, SC X3, PS, SC, CC to sungold, (PS, SC) X3, CC to linen, PS, SC, CC to taupe, (PS, SC) X2, CC to linen, PS, SC X3, PS, SC, CC to taupe, (PS, SC) X2, CC to linen, PS, SC, CC to sungold, (PS, SC) X3, CC to linen, PS, SC X3, PS, SC X2, CH 1, turn.
- Row 49:** SK, SC X6, CC to sungold, SC X4, CC to linen, SC X4, CC to taupe, SC X2, CC to linen, SC X10, CC to taupe, SC X2, CC to linen, SC X4, CC to sungold, SC X4, CC to linen, SC X7, CH 1, turn.
- Row 50:** SK, PS, SC X3, PS, SC, CC to sungold, (PS, SC) X2, CC to linen, (PS, SC) X2, CC to taupe, PS, SC, CC to linen, PS, SC X7, PS, SC, CC to taupe, PS, SC, CC to linen, (PS, SC) X2, CC to sungold, (PS, SC) X2, CC to linen, PS, SC X3, PS, SC X2, CH 1, turn.
- Row 51:** SK, SC X6, CC to sungold, SC X2, CC to linen, SC X5, CC to taupe, SC X4, CC to linen, SC X10, CC to taupe, SC X2, CC to linen, SC X5, CC to sungold, SC X2, CC to linen, SC X7, CH 1, turn.
- Row 52:** SK, PS, SC X3, PS, SC, CC to sungold, PS, SC, CC to linen, PS, SC X2, PS, SC, CC to taupe, PS, SC, CC to linen, PS, SC X7, PS, SC, CC to taupe, (PS, SC) X2, CC to linen, PS, SC X2, PS, SC, CC to sungold, PS, SC, CC to linen, PS, SC X3, PS, SC X2, CH 1, turn.
- Row 53:** SK, SC X12, CC to taupe, SC X2, CC to linen, SC X2, CC to taupe, SC X2, CC to linen, SC X8, CC to taupe, SC X4, CC to linen, SC X13, CH 1, turn.
- Row 54:** SK, PS, SC X5, PS, SC X3, PS, SC, CC to taupe, (PS, SC) X2, CC to linen, PS, SC X5, PS, SC, CC to taupe, PS, SC, CC to linen, PS, SC, CC to taupe, PS, SC, CC to linen, PS, SC X3, PS, SC X5, PS, SC X2, CH 1, turn.
- Row 55:** SK, SC X12, CC to taupe, SC X2, CC to linen, SC X10, CC to taupe, SC X2, CC to linen, SC X2, CC to taupe, SC X2, CC to linen, SC X13, CH 1, turn.

- Row 56:** SK, PS, SC X9, PS, SC, CC to taupe, PS, SC, CC to linen, PS, SC, CC to taupe, PS, SC, CC to linen, PS, SC X5, (PS, SC) X2, CC to taupe, PS, SC, CC to linen, PS, SC X9, PS, SC X2, CH 1, turn.
- Row 57:** SK, SC X12, CC to taupe, SC X2, CC to linen, SC X8, CC to taupe, SC X2, CC to linen, SC X4, CC to taupe, SC X2, CC to linen, SC X13, CH 1, turn.
- Row 58:** SK, PS, SC X9, PS, SC, CC to taupe, PS, SC, CC to linen, (PS, SC) X2, CC to taupe, PS, SC, CC to linen, PS, SC X5, PS, SC, CC to taupe, PS, SC, CC to linen, PS, SC X9, PS, SC X2, CH 1, turn.
- Row 59:** SK, SC X12, CC to taupe, SC X2, CC to linen, SC X14, CC to taupe, SC X2, CC to linen, SC X13, CH 1, turn.

- Row 60:** SK, PS, SC X9, PS, SC, CC to taupe, PS, SC, CC to linen, PS, SC X3, PS, SC X7, PS, SC, CC to taupe, PS, SC, CC to linen, PS, SC X9, PS, SC X2, CH 1, turn.
- Row 61:** SK, SC X14, CC to taupe, SC X2, CC to linen, SC X10, CC to taupe, SC X2, CC to linen, SC X15, CH 1, turn.
- Row 62:** SK, PS, SC X11, PS, SC, CC to taupe, PS, SC, CC to linen, PS, SC X7, PS, SC, CC to taupe, PS, SC, CC to linen, PS, SC X11, PS, SC X2, CH 1, turn.
- Row 63:** SK, SC X43, CH 1, turn.
- Row 64:** SK, (PS, SC) X20, PS, SC X2, CH 1, turn.
- Row 65:** SK, SC X43, CH 1, clip yarn.

dream - make 1 ivory

- Row 1:** Chain (CH) 69, single crochet (SC) in 3rd chain from hook, then SC X66 to end of row for a total of 67 stitches, CH 1 and turn for new row.
- Row 2:** SK, (PS, SC) X32, PS, SC X2, CH 1, turn. You should have a total of 33 popcorns.
- Row 3:** SK, SC X67, CH 1, turn. **REPEAT THIS ROW FOR ALL ODD NUMBERED ROWS.**
- Row 4:** SK, PS, SC X63, PS, SC X2, CH 1, turn.
- Row 6:** SK, PS, SC X7, (PS, SC) X2, PS, SC X3, PS, SC X11, PS, SC, PS, SC X7, (PS, SC) X2, PS, SC X3, PS, SC X5, PS, SC X5, PS, SC X5, PS, SC X2, CH 1, turn.
- Row 8:** SK, PS, SC X5, PS, SC X5, PS, SC X3, PS, SC X9, PS, SC X5, PS, SC X3, PS, SC X5, PS, SC X3, PS, SC X5, PS, SC X5, PS, SC X5, PS, SC X2, CH 1, turn.
- Row 10:** SK, PS, SC X5, PS, SC X5, PS, SC X3, PS, SC X9, PS, SC X9, PS, SC X5, PS, SC X3, PS, SC X5, PS, SC X5, PS, SC X5, PS, SC X2, CH 1, turn.

- Row 12:** SK, PS, SC X5, PS, SC X5, PS, SC X3, PS, SC X9, (PS, SC) X3, PS, SC X5, (PS, SC) X2, PS, SC X3, PS, SC X5, PS, SC X5, PS, SC X5, PS, SC X2, CH 1, turn.
- Row 14:** SK, PS, SC X5, PS, SC X5, PS, SC X3, PS, SC X5, PS, SC X3, PS, SC X5, PS, SC X5, PS, SC X5, PS, SC X3, PS, SC X5, PS, SC X5, PS, SC X2, CH 1, turn.
- Row 16:** SK, PS, SC X7, (PS, SC) X2, PS, SC X3, (PS, SC) X2, PS, SC X7, PS, SC, PS, SC X7, PS, SC, PS, SC X5, (PS, SC) X2, PS, SC X3, PS, SC, PS, SC X7, PS, SC X2, CH 1, turn.
- Row 18:** SK, PS, SC X11, PS, SC X51, PS, SC X2, CH 1, turn.
- Rows 20 and 22:** Repeat row 18.
- Row 24:** Repeat row 4.
- Row 26:** Repeat row 2.
- Row 27:** SK, SC X67, CH 1, clip yarn.

BIG - make 1 sungold

- Row 1:** Chain (CH) 69, single crochet (SC) in 3rd chain from hook, then SC X66 to end of row for a total of 67 stitches, CH 1 and turn.
- Row 2:** SK, (PS, SC) X32, PS, SC X2, CH 1, turn. You should have a total of 33 popcorns.

- Row 3:** SK, SC X67, CH 1, turn. **REPEAT THIS ROW FOR ALL ODD NUMBERED ROWS.**
- Row 4:** SK, PS, SC X63, PS, SC X2, CH 1, turn.

Row 6: SK, PS, SC X3, (PS, SC) X9, PS, SC X6, (PS, SC) X5, PS, SC X5, (PS, SC) X5, PS, SC X8, PS, SC X2, CH 1, turn.

Row 8: SK, PS, SC X5, (PS, SC) X2, PS, SC X9, (PS, SC) X2, PS, SC X6, (PS, SC) X3, PS, SC X5, (PS, SC) X2, PS, SC X5, (PS, SC) X2, PS, SC X6, PS, SC X2, CH 1, turn.

Row 10: SK, PS, SC X7, PS, SC, PS, SC X11, (PS, SC) X2, PS, SC X6, PS, SC, PS, SC X7, PS, SC, PS, SC X9, (PS, SC) X2, PS, SC X4, PS, SC X2, CH 1, turn.

Row 12: SK, PS, SC X7, PS, SC, PS, SC X11, (PS, SC) X2, PS, SC X6, PS, SC, PS, SC X5, (PS, SC) X2, PS, SC X11, PS, SC, PS, SC X4, PS, SC X2, CH 1, turn.

Row 14: Repeat row 12.

Row 16: SK, PS, SC X7, PS, SC, PS, SC X11, (PS, SC) X2, PS, SC X6, PS, SC, PS, SC X5, (PS, SC) X2, PS, SC X7, PS, SC X3, PS, SC, PS, SC X4, PS, SC X2, CH 1, turn.

Row 18: SK, PS, SC X7, PS, SC, PS, SC X9, (PS, SC) X2, PS, SC X8, PS, SC, PS, SC X5, (PS, SC) X2, PS, SC X7, (PS, SC) X3, PS, SC X4, PS, SC X2, CH 1, turn.

Row 20: SK, PS, SC X7, (PS, SC) X7, PS, SC X10, PS, SC, PS, SC X5, (PS, SC) X2, PS, SC X18, PS, SC X2, CH 1, turn.

Row 22: SK, PS, SC X7, PS, SC, PS, SC X9, (PS, SC) X2, PS, SC X8, PS, SC, PS, SC X5, (PS, SC) X2, PS, SC X18, PS, SC X2, CH 1, turn.

Row 24: SK, PS, SC X7, PS, SC, PS, SC X11, (PS, SC) X2, PS, SC X6, PS, SC, PS, SC X5, (PS, SC) X2, PS, SC X18, PS, SC X2, CH 1, turn.

Row 26: SK, PS, SC X7, PS, SC, PS, SC X11, (PS, SC) X2, PS, SC X6, PS, SC, PS, SC X5, (PS, SC) X2, PS, SC X11, PS, SC, PS, SC X4, PS, SC X2, CH 1, turn.

Row 28: SK, PS, SC X7, PS, SC, PS, SC X11, (PS, SC) X2, PS, SC X6, PS, SC, PS, SC X7, PS, SC, PS, SC X11, PS, SC, PS, SC X4, PS, SC X2, CH 1, turn.

Row 30: SK, PS, SC X5, (PS, SC) X2, PS, SC X9, (PS, SC) X2, PS, SC X6, (PS, SC) X3, PS, SC X5, (PS, SC) X2, PS, SC X7, (PS, SC) X2, PS, SC X4, PS, SC X2, CH 1, turn.

Row 32: SK, PS, SC X3, (PS, SC) X9, PS, SC X6, (PS, SC) X5, PS, SC X5, (PS, SC) X6, PS, SC X6, PS, SC X2, CH 1, turn.

Row 34: Repeat row 4.

Row 36: Repeat row 2.

Row 37: SK, SC X67, CH 1, clip yarn.

little - make 1 ivory

Row 1: Chain (CH) 53, single crochet (SC) in 3rd chain from hook, then SC X50 to end of row for a total of 51 stitches, CH 1 and turn.

Row 2: SK, (PS, SC) X24, PS, SC X2, CH 1, turn. You should have a total of 25 popcorns.

Row 3: SK, SC X51, CH 1, turn. **REPEAT THIS ROW FOR ALL ODD NUMBERED ROWS.**

Row 4: SK, PS, SC X47, PS, SC X2, CH 1, turn.

Row 6: SK, PS, SC X4, PS, SC X3, (PS, SC X7) X3, PS, SC X5, PS, SC, PS, SC X6, PS, SC X2, CH 1, turn.

Row 8: SK, PS, SC X4, PS, SC X3, (PS, SC X7) X3, PS, SC X3, PS, SC X5, PS, SC X4, PS, SC X2, CH 1, turn.

Row 10: SK, PS, SC X4, PS, SC X3, (PS, SC X7) X3, PS, SC X3, PS, SC X10, PS, SC X2, CH 1, turn.

Row 12: SK, PS, SC X4, PS, SC X3, (PS, SC X7) X3, PS, SC X3, (PS, SC) X3, PS, SC X4, PS, SC X2, CH 1, turn.

Row 14: Repeat row 8.

Row 16: SK, PS, SC X4, PS, SC X3, PS, SC X3, (PS, SC) X3, PS, SC X3, (PS, SC) X3, PS, SC X3, PS, SC X5, PS, SC, PS, SC X6, PS, SC X2, CH 1, turn.

Row 18: SK, PS, SC X4, PS, SC X11, (PS, SC X7) X2, PS, SC X14, PS, SC X2, CH 1, turn.

Row 20: SK, PS, SC X4, PS, SC X3, (PS, SC X7) X3, PS, SC X14, PS, SC X2, CH 1, turn.

Row 22: SK, PS, SC X4, PS, SC X27, PS, SC X14, PS, SC X2, CH 1, turn.

Row 24: Repeat row 4.

Row 26: Repeat row 2.

Row 27: SK, SC X51, CH 1, clip yarn.

ONE

- make 1 sungold

- Row 1:** Chain (CH) 69, single crochet (SC) in 3rd chain from hook, then SC X66 to end of row for a total of 67 stitches, CH 1 and turn.
- Row 2:** SK, (PS, SC) X32, PS, SC X2, CH 1, turn. You should have a total of 33 popcorns.
- Row 3:** SK, SC X67, CH 1, turn. **REPEAT THIS ROW FOR ALL ODD NUMBERED ROWS.**
- Row 4:** SK, PS, SC X63, PS, SC X2, CH 1, turn.
- Row 6:** SK, PS, SC X7, (PS, SC) X5, PS, SC X5, (PS, SC) X3, PS, SC X5, (PS, SC) X3, PS, SC X3, (PS, SC) X7, PS, SC X3, PS, SC X2, CH 1, turn.
- Row 8:** SK, PS, SC X5, (PS, SC) X2, PS, SC X5, (PS, SC) X2, PS, SC X5, PS, SC, PS, SC X9, PS, SC, PS, SC X7, PS, SC, PS, SC X7, PS, SC, PS, SC X3, PS, SC X2, CH 1, turn.
- Row 10:** SK, PS, SC X5, PS, SC, PS, SC X9, PS, SC, PS, SC X5, PS, SC, PS, SC X9, PS, SC, PS, SC X7, PS, SC, PS, SC X9, PS, SC X3, PS, SC X2, CH 1, turn.
- Row 12:** SK, PS, SC X3, (PS, SC) X2, PS, SC X9, (PS, SC) X2, PS, SC X3, PS, SC, PS, SC X9, PS, SC, PS, SC X7, PS, SC, PS, SC X13, PS, SC X2, CH 1, turn.
- Rows 14 and 16:** Repeat row 12.
- Row 18:** SK, PS, SC X3, (PS, SC) X2, PS, SC X9, (PS, SC) X2, PS, SC X3, PS, SC, PS, SC X7, (PS, SC) X2, PS, SC X7, PS, SC, PS, SC X3, PS, SC X9, PS, SC X2, CH 1, turn.
- Row 20:** SK, PS, SC X3, (PS, SC) X2, PS, SC X9, (PS, SC) X2, PS, SC X3, PS, SC, PS, SC X5, (PS, SC) X3, PS, SC X7, (PS, SC) X3, PS, SC X9, PS, SC X2, CH 1, turn.
- Row 22:** SK, PS, SC X3, (PS, SC) X2, PS, SC X9, (PS, SC) X2, PS, SC X3, PS, SC, PS, SC X5, PS, SC, PS, SC X3, PS, SC X7, PS, SC, PS, SC X3, PS, SC X9, PS, SC X2, CH 1, turn.
- Row 24:** SK, PS, SC X3, (PS, SC) X2, PS, SC X9, (PS, SC) X2, PS, SC X3, PS, SC, PS, SC X3, (PS, SC) X2, PS, SC X3, PS, SC X7, PS, SC, PS, SC X13, PS, SC X2, CH 1, turn.
- Row 26:** SK, PS, SC X3, (PS, SC) X2, PS, SC X9, (PS, SC) X2, PS, SC X3, (PS, SC) X4, PS, SC X5, PS, SC X7, PS, SC, PS, SC X13, PS, SC X2, CH 1, turn.
- Row 28:** SK, PS, SC X5, PS, SC, PS, SC X9, PS, SC, PS, SC X5, (PS, SC) X3, PS, SC X7, PS, SC X7, PS, SC, PS, SC X9, PS, SC X3, PS, SC X2, CH 1, turn.
- Row 30:** SK, PS, SC X5, (PS, SC) X2, PS, SC X5, (PS, SC) X2, PS, SC X5, (PS, SC) X2, PS, SC X9, PS, SC X7, PS, SC, PS, SC X7, PS, SC, PS, SC X3, PS, SC X2, CH 1, turn.
- Row 32:** SK, PS, SC X7, (PS, SC) X5, PS, SC X5, (PS, SC) X2, PS, SC X9, (PS, SC) X2, PS, SC X3, (PS, SC) X7, PS, SC X3, PS, SC X2, CH 1, turn.
- Row 34:** Repeat row 4.
- Row 36:** Repeat row 2.
- Row 37:** SK, SC X67, CH 1, clip yarn.

top and bottom border

- make 4 (2 taupe, 1 ivory and 1 sungold)

- Row 1:** Chain (CH) 57, single crochet (SC) in 3rd chain from hook, then SC X54 to end of row for a total of 55 stitches, CH 1 and turn.
- Row 2:** SK, (PS, SC) X26, PS, SC X2, CH 1, turn. You should have a total of 27 popcorns.
- Row 3:** SK, SC X55, CH 1, turn. **REPEAT THIS ROW FOR ALL ODD NUMBERED ROWS.**
- Row 4:** SK, PS, SC, PS, SC X47, PS, SC, PS, SC X2, CH 1, turn.
- Row 6:** SK, PS, SC X7, (PS, SC X11) X3, PS, SC X7, PS, SC X2, CH 1, turn.
- Row 8:** SK, PS, SC X6, (PS, SC, PS, SC X4, PS, SC X4) X3, PS, SC, PS, SC X6, PS, SC X2, CH 1, turn.
- Row 10:** Repeat row 6.
- Row 12:** Repeat row 4.
- Row 14:** Repeat row 2.
- Row 15:** SK, SC X55, CH 1, clip yarn.

corner - make 4 (2 sungold, 1 taupe and 1 ivory)

Row 1: Chain (CH) 17, single crochet (SC) in 3rd chain from hook, then SC X14 to end of row for a total of 15 stitches, CH 1 and turn for new row.

Row 2: SK, (PS, SC) X6, PS, SC X2, CH 1, turn. You should have a total of 7 popcorns.

Row 3: SK, SC X15, CH 1, turn. **REPEAT THIS ROW FOR ALL ODD NUMBERED ROWS.**

Row 4: SK, PS, SC, PS, SC X7, PS, SC, PS, SC X2, CH 1, turn.

Row 6: SK, PS, SC X5, PS, SC X5, PS, SC X2, CH 1, turn.

Row 8: SK, PS, SC X4, PS, SC, PS, SC X4, PS, SC X2, CH 1, turn.

Row 10: Repeat row 6.

Row 12: Repeat row 4.

Row 14: Repeat row 2.

Row 15: SK, SC X15, CH 1, clip yarn

side border - make 6 (2 linen, 2 ivory, 1 taupe and 1 sungold)

Row 1: Chain (CH) 17, single crochet (SC) in 3rd chain from hook, then SC X14 to end of row for a total of 15 stitches, CH 1 and turn for new row.

Row 2: SK, (PS, SC) X6, PS, SC X2, CH 1, turn. You should have a total of 7 popcorns.

Row 3: SK, SC X15, CH 1, turn. **REPEAT THIS ROW FOR ALL ODD NUMBERED ROWS.**

Row 4: SK, PS, SC, PS, SC X7, PS, SC, PS, SC X2, CH 1, turn.

Row 6: SK, PS, SC X11, PS, SC X2, CH 1, turn.

Row 8: SK, PS, SC X5, PS, SC X5, PS, SC X2, CH 1, turn.

Row 10: SK, PS, SC X4, PS, SC, PS, SC X4, PS, SC X2, CH 1, turn.

Row 12: Repeat row 8.

Row 14: Repeat row 6.

Row 16: Repeat row 8.

Row 18: Repeat row 6.

Row 20: Repeat row 8.

Row 22: Repeat row 10.

Row 24: Repeat row 8.

Row 26: Repeat row 6.

Row 28: Repeat row 8.

Row 30: Repeat row 6.

Row 32: Repeat row 8.

Row 34: Repeat row 10.

Row 36: Repeat row 8.

Row 38: Repeat row 6.

Row 40: Repeat row 4.

Row 42: Repeat row 2.

Row 43: SK, SC X15, CH 1, clip yarn

inner border - make 1 taupe

Row 1: Chain (CH) 17, single crochet (SC) in 3rd chain from hook, then SC X14 to end of row for a total of 15 stitches, CH 1 and turn for new row.

Row 2: SK, (PS, SC) X6, PS, SC X2, CH 1, turn. You should have a total of 7 popcorns.

Row 3: SK, SC X15, CH 1, turn. **REPEAT THIS ROW FOR ALL ODD NUMBERED ROWS.**

Row 4: SK, PS, SC, PS, SC X7, PS, SC, PS, SC X2, CH 1, turn.

Row 6: SK, PS, SC X5, PS, SC X5, PS, SC X2, CH 1, turn.

Row 8: SK, PS, SC X4, PS, SC, PS, SC X4, PS, SC X2, CH 1, turn.

Row 10: Repeat row 6.

Row 12: SK, PS, SC X11, PS, SC X2, CH 1, turn.

Row 14: Repeat row 6

Row 16: Repeat row 12.

Row 18: Repeat row 6.

Row 20: Repeat row 8.

Row 22: Repeat row 6.

Row 24: Repeat row 4.

Row 26: Repeat row 2.

Row 27: SK, SC X15, CH 1, clip yarn

Visit Color & Shape Design on ETSY at:

https://www.etsy.com/shop/ColorandShapeDesign?ref=si_shop

Jody Pyott Design's on Ravelry at:

<http://www.ravelry.com/designers/jody-pyott>

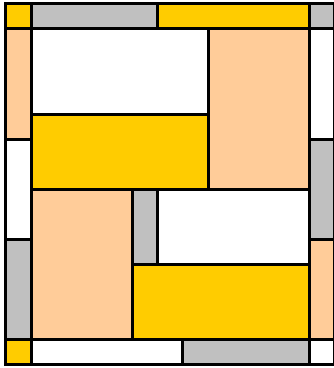
I took the Pledge to
Protect Patterns





"LITTLE ONE" by Jody Pyott. Copyright © 2019 Color & Shape Design, LLC. All rights reserved

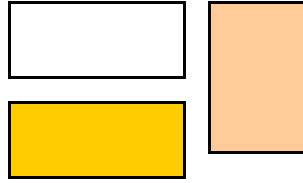
PUTTING IT ALL TOGETHER

Use the drawing below to lay out all your pieces. Join each piece by placing popcorn sides together and joining along the seam with a single crochet stitch using a color of yarn that matches one of the pieces.

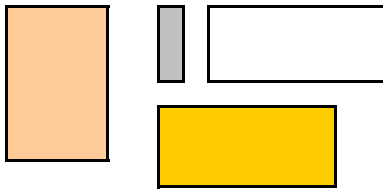


-  ivory
-  taupe
-  sungold
-  linen


Step 1: Attach dream and BIG to each other. Then attach to deer.



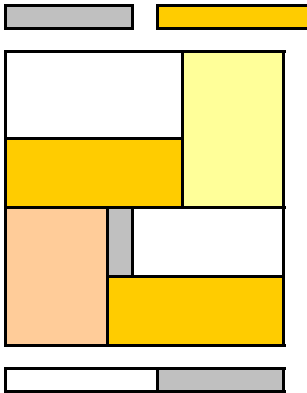
Step 2: Attach border piece to little. Then attach to the top of ONE. Then attach to deer.



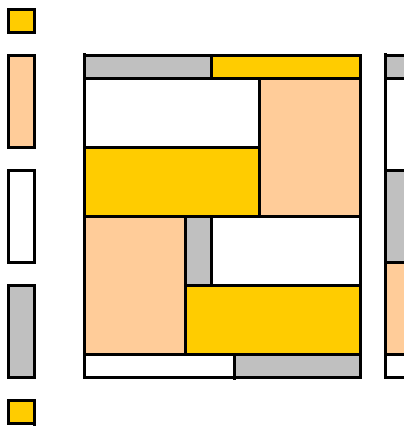
Step 3: Attach piece from step 1 to piece from step 2



Step 4: Attach top and bottom border pieces to make a row. Attach to top and bottom of piece from step 3.



Step 5: Attach corner and side border pieces to make a column. Attach to the sides of the piece from step 4.



FINAL BORDER:

With popcorn side facing you, place hook in any stitch along the outside border. Using one of your yarn colors, single crochet in each stitch. To turn the corners, place 3 single crochet stitches in each corner stitch. Continue all the way around until you reach your beginning stitch. Turn and single crochet back around until you reach your beginning stitch. Join the border using a slip stitch.

Color & Shape

Crocheted Blanket

DESIGN

LITTLE ONE[©]

Here's a picture of the finished blanket



"LITTLE ONE" by Jody Pyott. Copyright © 2019 Color & Shape Design, LLC. All rights reserved

